

REV 1

©2020 Criosu Controls Ltd

No part of this document may be reproduced by any process without the prior written permission from Criosu Controls Ltd. The information in this document is provided for reference only. While every effort has been made to make sure it is accurate and complete, Criosu Controls Ltd does not accept any liability arising out of the application or use of the information or products described herein. Moreover, Criosu Controls Ltd reserves the right to alter specifications or procedures without notice.

This document may contain or refer to information or products protected by copyright or patents and does not convey any license under the patent rights of Criosu Controls Ltd nor the rights of others.

All products referred herein are trademarks of their respective owners.

CC200 APP UPDATE

REV 20.1.24+

CRIOSU CONTROLS


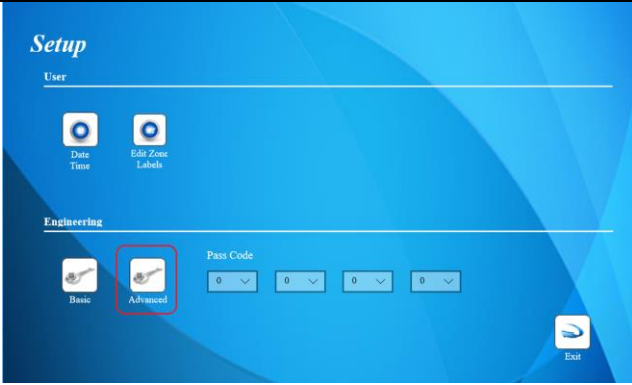
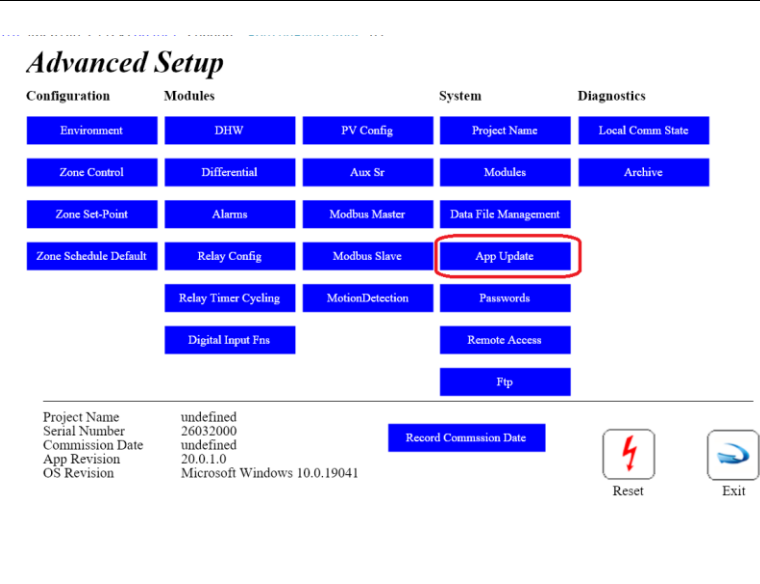
Table of Contents

Introduction.....	2
Access the “App Update” Screen.....	2
App Update Screen.....	3
App Update Utility	4

Introduction

Application Update enables remote and local update of cc200HV3 application.

Access the “App Update” Screen

<p>Step 1.</p>	<p>Press “Setup” on the Home Screen</p>	
<p>Step 2.</p>	<p>Press “Advanced” on the Setup Screen</p>	
<p>Step3</p>	<p>Press “App Update” in the Advanced Setup Screen</p>	

App Update Screen


App Update

Folder	Revision	Active Folder	Active Folder
A	20.1.7	Inactive	'Active Folder' is the folder from which the application runs.
B	20.1.8	Active	Revision: cc.mm.ff

'cc' - Backward compability ensured within 'cc' revisions.
E.g. 20.5.0 is backward compability with 20.1.0

'mm' - Introduction of a new feature.

'ff' - Functional improvements and bug fixes.

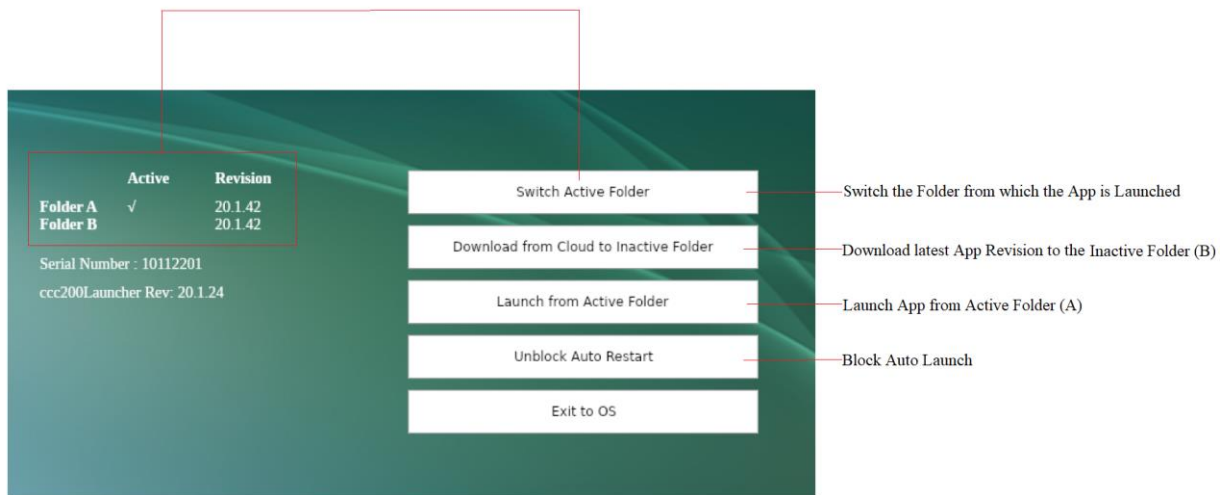
[Exit to Update Utility](#) *Pressing 'Exit to Update Utility' will close the Application and launch the Utility.*  Exit

Press “Exit to Update Utility” to download the latest App revision.

App Update Utility

The application runs from either Folder A or B.

The “**Active Folder**” is the folder from which the application is presently running.



The “**Switch**” button will toggle the “Active Folder”.

The “**Download from the Cloud to Inactive Folder**” button will retrieve the latest released application revision from the cloud. The retrieved application is placed in the “**Inactive**” Folder.